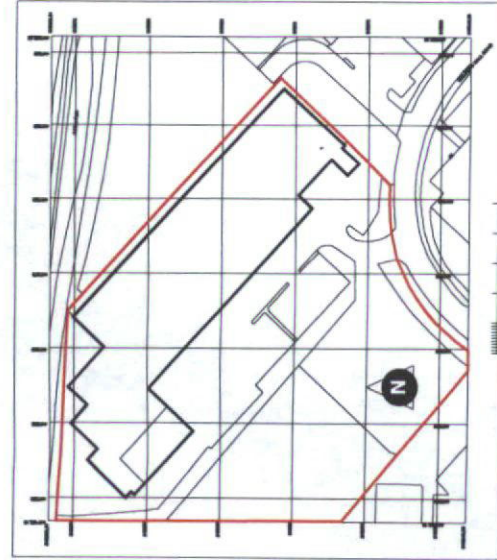
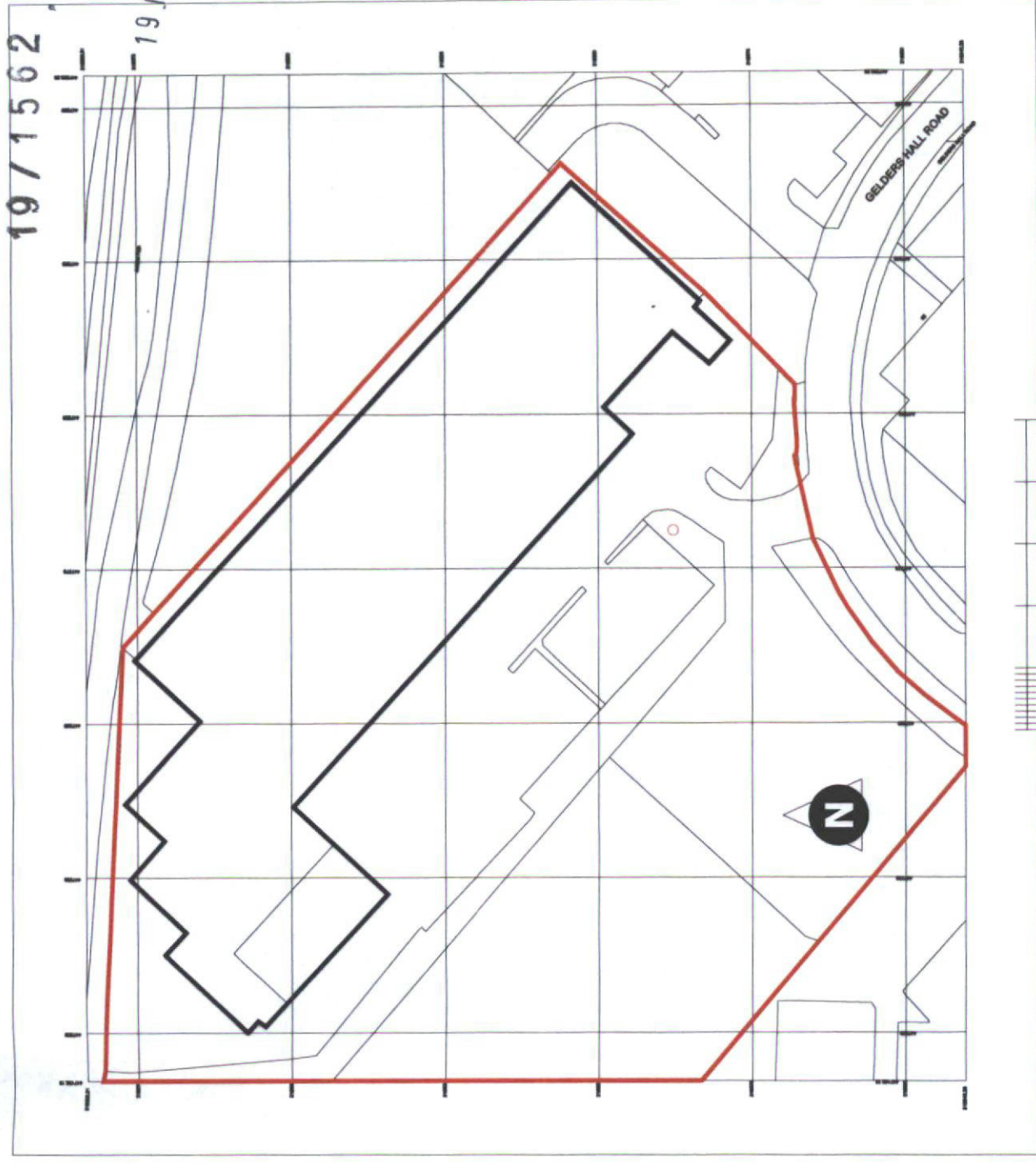


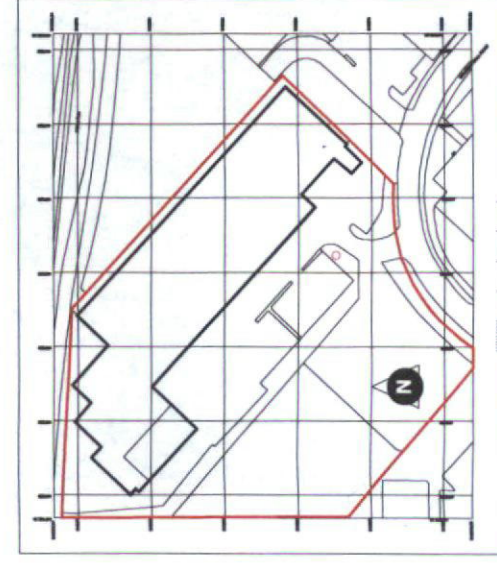
Existing Block Plan 1:500



Existing Location Plan 1:1250



Proposed Block Plan 1:500



Proposed Location Plan 1:1250

19 / 1562 / 2

19 JUL 2019



Do not scale off this drawing, use written dimensions only. Print to the correct size shown in the title block.
This drawing is a colour coded, should be read in conjunction with all other relevant drawings and specifications.
Responsibility cannot be accepted for alteration and/or deviation from this design without prior acknowledgement of simplydesignsolutions.
All levels and dimensions to be checked on site, all level and dimension discrepancies are to be brought to the immediate attention of simplydesignsolutions.

simplydesignsolutions

info@simplydesignsolutions.co.uk
Loughborough: Tel: 01509 558364
Nuneaton: Tel: 02476 326365

Mobile: 07906 869069
Mobile: 07717 416405

Date: 01/07/2019 Drawn: RG Checked: -

Meggitt Composites Ltd Job Ref: 18308

Gelderhall Road, Shepshed, Leics, LE12 9NH

Dwg No: 007 Rev No: A Scale: Var Size: A1

www.simplydesignsolutions.co.uk

Planning Application Drawings

Existing & Proposed Location & Block Plan